



Acacia redolens



NOMENCLATURE

Botanical Name: **Acacia redolens**

Common Name: **Prostrate Acacia**

DESCRIPTION

An evergreen ground cover with leathery, narrow grey-green leaves commonly used on slopes or in large areas with poor soil. Yellow flower clusters appear in spring. Grown from seed, *Acacia redolens* can be variable in size.

CULTURAL INFORMATION

Light Exposure: **Sun**

Water Requirements: **Rarely**

Sunset Zone: **8, 9, 12-24**

USDA Zone: **20 to 25 F (Z9a)**

PLANT ANATOMY

Foliage Growth Cycle: **Evergreen**

Height (at Maturity): **1-6 ft.**

Width (at Maturity): **10-15 ft.**

FLOWER CHARACTERISTICS

Color: **Yellow**

Season: **Spring**

Shape: **Globular**


LEAF CHARACTERISTICS

Color: **Grey-green**

Shape: **Narrow**

Texture: **Leathery**

Agave americana 'Variegata'



NOMENCLATURE

Botanical Name: *Agave americana* 'Variegata'

Common Name: Variegated Century Plant

DESCRIPTION

A large-sized, beautiful variegated agave with grey-green foliage and thin yellow to white stripes along the leaf margins. Give this dramatic plant plenty of room.

CULTURAL INFORMATION

Light Exposure: Sun or Partial Shade

Water Requirements: Rarely to Moderate

Sunset Zone: 10, 12-24

USDA Zone: 15 to 20 F (Z8b)

Soil Requirements: Well-drained

PLANT ANATOMY

* Foliage Growth Cycle: Evergreen

Plant Habit: Upright, rosetting

Height (at Maturity): 6-8 ft.

Width (at Maturity): 6-12 ft.

FLOWER CHARACTERISTICS

Color: Greenish-Yellow

Season: Summer

Shape: Panicle

Notes: This plant is monocarpic - it will flower only once then die. Flowering may occur after several years of plant growth in the ground.


LEAF CHARACTERISTICS

Color: Variegated - Grey-green w/ white marginal stripes

SPECIAL NOTES

The sap may be an irritant - avoid contact with skin or eyes. Use extreme care when working around or trimming this Agave because of the sap and the sharp and dangerous spines.

Agave americana



NOMENCLATURE

Botanical Name: **Agave americana**

Common Name: **Century Plant**

DESCRIPTION

A large agave with smooth, grey-blue, hard, nearly rigid leaves. Margins have down curved spines and a long spine at the tip. A large dramatic plant that also does well in containers.

CULTURAL INFORMATION

Light Exposure: **Sun**

Water Requirements: **Occasional**

Sunset Zone: **10, 12-24**

USDA Zone: **15 to 20 F (Z8b)**

PLANT ANATOMY

Foliage Growth Cycle: **Evergreen**

Plant Habit: **Rosetting**

Height (at Maturity): **4-8 ft.**

Width (at Maturity): **6-12 ft.**

FLOWER CHARACTERISTICS

Color: **Greenish-Yellow**

Season: **Summer**

Shape: **Panicle**

Notes: This plant is monocarpic - it will flower only once then die. Flowering may occur after 10 years or more of plant growth in the ground.

LEAF CHARACTERISTICS

Color: **Grey to grey-blue**

Shape: **Sword-shaped with undulating margins; recurved tip**

Texture: **Smooth, nearly rigid**


Width: **6-10"**

Length: **36-72"**

SPECIAL NOTES

The sap may be an irritant - avoid contact with skin or eyes. Use extreme care when working around or trimming this Agave because of the sap and the sharp and dangerous spines.

Agave americana var. medio-picta 'Alba'



NOMENCLATURE

Botanical Name: *Agave americana* var. *medio-picta* 'Alba'
Common Name: **White Striped Century Plant**

DESCRIPTION

This medium-sized variegated century plant has bluish-green margins and a creamy-white central stripe. Margins have down curved spines and a long spine at the tip. This is a very pretty and large dramatic plant that requires plenty of room.

CULTURAL INFORMATION

Light Exposure: **Sun**
Water Requirements: **Occasional**
Sunset Zone: **10, 12-24**
USDA Zone: **15 to 20 F (Z8b)**

PLANT ANATOMY

- Foliage Growth Cycle: **Evergreen**
- Plant Habit: **Rosetting**
- Height (at Maturity): **3-4 ft.**
- Width (at Maturity): **4-6 ft.**

FLOWER CHARACTERISTICS

Color: **Greenish-Yellow**
Season: **Summer**
Shape: **Panicle**
Notes: This plant is monocarpic - it will flower only once then die. Flowering may occur after 10 years or more of plant growth in the ground.


LEAF CHARACTERISTICS

Color: **Variegated - Creamy white with blue-green margins.**
Shape: **Sword-shaped with undulating margins; recurved tip**
Texture: **Smooth, nearly rigid**
Width: **6-10"**
Length: **36-72"**

SPECIAL NOTES

The sap may be an irritant - avoid contact with skin or eyes. Use extreme care when working around or trimming this Agave because of the sap and the sharp and dangerous spines.

Vauquelinia californica



NOMENCLATURE

Botanical Name: *Vauquelinia californica*
Common Name: Arizona Rosewood

DESCRIPTION

An evergreen, open-growing shrub or tree with upright branches and narrow, leathery dark green leaves with serrated margins. Undersides of leaves are greyish. Terminal clusters of small white flowers appear in spring followed by woody seed capsules that persist through fall.

CULTURAL INFORMATION

Light Exposure: Sun or Partial Shade
Water Requirements: Rarely to Moderate
Sunset Zone: 10-13

PLANT ANATOMY

- Foliage Growth Cycle: Evergreen
- Plant Habit: Open, upright
- Height (at Maturity): 20 ft.
- Width (at Maturity): 15 ft.

FLOWER CHARACTERISTICS

Color: White
Season: Spring
Shape: Clusters

LEAF CHARACTERISTICS


Color: Dark green with grey underside
Shape: Narrowly lance-shape with serrated margins
Texture: Leathery
Length: 4"

FRUIT CHARACTERISTICS


Type: Capsule

SPECIAL NOTES

Very drought tolerant but performs best with some irrigation during hot months.



Alyogyne huegelli (Hibiscus h.)



NOMENCLATURE

Botanical Name: *Alyogyne huegelli* (Hibiscus h.)

Common Name: Blue Hibiscus

DESCRIPTION

These beautiful hibiscus-like shrubs are valued for their large, lilac blue to deep purple flowers that bloom on and off throughout the year. The spreading dark evergreen foliage is deeply cut and rough textured.

CULTURAL INFORMATION

Light Exposure: Sun

Water Requirements: Rarely to Moderate

Sunset Zone: 13-17, 20-24

USDA Zone: 20 to 25 F(Z9a)

PLANT ANATOMY

Foliage Growth Cycle: Evergreen

Plant Habit: Upright

Growth Rate: Fast

Height (at Maturity): 5-8 ft.

Width (at Maturity): 5-8 ft.

FLOWER CHARACTERISTICS

Color: Lilac blue to deep purple

Season: Year-round

Shape: Funnel-shaped

Width: 4-5"

LEAF CHARACTERISTICS

Color: Dark green

Shape: Deeply cut

Texture: Rough, hairy

Length: 1-3"

SPECIAL NOTES

Prune shrub back to about 2/3 its size in the spring to promote new growth and bloom.

Xanthorrhoea preisii



NOMENCLATURE

Botanical Name: *Xanthorrhoea preisii*
Common Name: Australian Grass Tree

DESCRIPTION

An interesting plant with a slow-growing, thick, woody, blackened stem from which dense tufts of long, rigid, narrow, bluish-green grasslike leaves radiate from the top. Creamy-white flowers in a narrow spike appear high above the foliage. Generally branchless. Young plants are stemless.

CULTURAL INFORMATION

Light Exposure: Sun
Water Requirements: Rarely
Sunset Zone: 12-24
USDA Zone: 15 to 20 F (Z8b)

PLANT ANATOMY

Foliage Growth Cycle: Evergreen
Growth Rate: Slow
Height (at Maturity): 8-12 ft.
Width (at Maturity): 4-8 ft.

FLOWER CHARACTERISTICS

Color: Creamy-white
Shape: Spike
Notes: Flowering is infrequent and may occur more often on older plants.



LEAF CHARACTERISTICS

Color: Bluish-green
Shape: Narrow, grasslike
Texture: Rigid
Length: 24-48"

SPECIAL NOTES

Remove lower leaves every few years to reveal the blackened trunk.

Teucrium fruticans 'Azureum'



NOMENCLATURE

Botanical Name: *Teucrium fruticans* 'Azureum'
Common Name: Bush Germander

DESCRIPTION

This loose, silvery-stemmed shrubby perennial is smaller and more compact than the species. It has grey-green leaves with silvery-white undersides. The deep blue flowers, which are darker than the species, bloom at the tips of the branches.

CULTURAL INFORMATION

Light Exposure: Sun
Water Requirements: Occasional
Sunset Zone: 4-24
USDA Zone: 0 to 5 F (Z7a)

PLANT ANATOMY

Foliage: Growth Cycle: Evergreen
Height (at Maturity): 3-4 ft.
Width (at Maturity): 4-5 ft.


FLOWER CHARACTERISTICS

Color: Deep blue
Season: Summer-Fall
Shape: Tubular, double-lipped

LEAF CHARACTERISTICS

Color: Grey-green with silvery-white undersides
Shape: Oval

Ceanothus 'Concha'



NOMENCLATURE

Botanical Name: *Ceanothus 'Concha'*

Common Name: California Lilac 'Concha'

DESCRIPTION

This shrubby medium-sized evergreen ceanothus is one of the best for gardens. Arching branches are densely covered with narrow, glossy dark green foliage, contrasting nicely with the rose-colored buds which open to reveal deep blue flowers in 1 inch clusters.

CULTURAL INFORMATION

Light Exposure: Sun

Water Requirements: Rarely

Sunset Zone: 6-9, 14-24

USDA Zone: 10 to 15 F(Z8a)

Soil Requirements: Well-drained

PLANT ANATOMY

Foliage Growth Cycle: Evergreen

Plant Habit: Dense

Height (at Maturity): 6-7 ft.

Width (at Maturity): 6-8 ft.

FLOWER CHARACTERISTICS

Color: Dark blue

Season: Spring

Shape: Clusters

Width: 1"

LEAF CHARACTERISTICS




Color: Dark green; grey-green beneath

Shape: Oblong; finely toothed

Texture: Glossy

Length: 1"

Aloe cameronii



NOMENCLATURE

Botanical Name: **Aloe cameronii**
Common Name: **Cameron's Ruwari Aloe**

DESCRIPTION

Reddest of all aloes, the eye-catching copper to brick-red colored foliage is caused by drier and brighter conditions. Long, lance-shaped leaves with toothed margins. Drought tolerant.

CULTURAL INFORMATION

Light Exposure: **Sun or Partial Shade**
Water Requirements: **Rarely to Moderate**
Sunset Zone: **8, 9, 12-24**
USDA Zone: **25 to 30 F(Z9b)**

PLANT ANATOMY

Foliage Growth Cycle: **Evergreen**
Height (at Maturity): **3 ft.**
Width (at Maturity): **2-3 ft.**



FLOWER CHARACTERISTICS

Color: **Red**
Season: **Winter**
Length: **40"**

LEAF CHARACTERISTICS

Color: **Copper-red or green**
Shape: **Lance-shaped with toothed margins**
Width: **2-3" at base**
Length: **15-20"**

Myrtus communis



NOMENCLATURE

Botanical Name: *Myrtus communis*

Common Name: True Myrtle

DESCRIPTION

True myrtle is drought tolerant shrub that can make a dense, large, informal, dark green hedge with little additional care or maintenance. In addition to this the leaves have a sweet, pleasant fragrance when brushed past or crushed, and it can bloom profusely in summer with sweet smelling white flowers borne over its foliage.

CULTURAL INFORMATION

Light Exposure: Sun or Partial Shade

Water Requirements: Rarely to Moderate

Sunset Zone: 8-24

USDA Zone: 10 to 15 F(Z8a)

PLANT ANATOMY

Foliage Growth Cycle: Evergreen

Plant Habit: Rounded, dense

Growth Rate: Moderate

Height (at Maturity): 6-8 ft.

Width (at Maturity): 6-8 ft.

FLOWER CHARACTERISTICS

Color: White

Season: Summer

Shape: Five-petaled, many stamened

Width: 3/4"

Fragrance: Yes - sweet

LEAF CHARACTERISTICS




Color: Dark green

Shape: Ovate

Texture: Glossy

Length: < 2"

Encelia californica



NOMENCLATURE

Botanical Name: *Encelia californica*

Common Name: Coast Sunflower

DESCRIPTION

Encelia species are generally found in dry to desert habitats making them ideal for a native or desert garden. *Encelia californica* has bright green foliage and brown-centered yellow daisy-like flowers. Cut back hard after flowering to maintain a tidy habit.

CULTURAL INFORMATION

Light Exposure: Sun

Water Requirements: Rarely

Sunset Zone: 7-18, 18-24

USDA Zone: 10 to 15 F(Z8a)

PLANT ANATOMY

Foliage Growth Cycle: Drought-deciduous

Plant Habit: Rounded

Growth Rate: Fast

Height (at Maturity): 3 ft.

Width (at Maturity): 4 ft.

FLOWER CHARACTERISTICS

Color: Yellow with brown center Brown-centered flowers

Season: Spring

Width: 3"

LEAF CHARACTERISTICS

Color: Bright green



Shape: Lance-shaped

Length: 2 1/2"

SPECIAL NOTES

After bloom, cut back by at least a third to encourage repeat flowering.

Baileya multiradiata



NOMENCLATURE

Botanical Name: **Baileya multiradiata**

Common Name: **Desert Marigold**

DESCRIPTION

Showy desert marigold is a mound-shaped perennial. The long-lasting, bright yellow flowers rise on nearly leafless stems above the mounds of woolly, gray-green foliage.

CULTURAL INFORMATION

Light Exposure: **Sun**

Water Requirements: **Rarely**

Sunset Zone: **1-3, 7-23**

USDA Zone: **0 to 5 F (Z7a)**

Soil Requirements: **Dry**

PLANT ANATOMY

* Foliage Growth Cycle: **n/a**

Plant Habit: **Mounding**

Growth Rate: **Fast**

Height (at Maturity): **1-1 1/2 ft.**

Width (at Maturity): **2 ft.**

FLOWER CHARACTERISTICS

Color: **Bright yellow**

Season: **Spring-Fall**

Width: **2"**

Length: **1-2"**


LEAF CHARACTERISTICS

Color: **Gray-green**

Shape: **Pinnately-lobed**

Notes: **Foliage is basal.**

Nerium oleander 'Petite Salmon'



NOMENCLATURE

Botanical Name: **Nerium oleander 'Petite Salmon'**

Common Name: **Dwarf Salmon Oleander**

DESCRIPTION

These moderate to fast growing, low maintenance evergreens were once the basic landscaping shrubs for regions with hot dry summers and mild winters. Narrow, leathery, semi-glossy, dark green leaves are attractive in all seasons. Flowers bloom late spring to fall clustered at branch ends. 'Petite Salmon' is a small grower, reaching 3-6 feet tall; easily kept around 3 feet with moderate pruning. It flowers during the warm months in clusters on new growth producing salmon flowers. Excellent informal flowering hedge.



CULTURAL INFORMATION

Light Exposure: **Sun**

Water Requirements: **Rarely to Moderate**

Sunset Zone: **8-16, 18-24**

USDA Zone: **20 to 25 F(Z9a)**


PLANT ANATOMY

Foliage Growth Cycle: **Evergreen**

Growth Rate: **Fast**

Height (at Maturity): **3-6 ft.**

Width (at Maturity): **3-6 ft.**



FLOWER CHARACTERISTICS

Color: **Salmon**

Season: **Late Spring-Fall**

Shape: **5-petal**

Width: **2-3"**

Notes: **Single flower.**



LEAF CHARACTERISTICS

Color: **Dark green**

Shape: **Lance-shaped**

Texture: **Leathery, semi-glossy**

Phormium 'Bronze Baby'



NOMENCLATURE

Botanical Name: **Phormium 'Bronze Baby'**

Common Name: **New Zealand Flax 'Bronze Baby'**

DESCRIPTION

'Bronze Baby' is a medium-sized, upright phormium with dark reddish-brown foliage that matures to deep bronze. Midrib on underside and narrow leaf edges glow orange when backlit by the sun. Leaves curve gracefully at tips.

CULTURAL INFORMATION

Light Exposure: **Sun or Partial Shade**

Water Requirements: **Rarely to Regular**

Sunset Zone: **7-9, 14-24**

USDA Zone: **20 to 25 F (Z9a)**

PLANT ANATOMY

Foliage Growth Cycle: **Evergreen**

Plant Habit: **Upright**

Height (at Maturity): **4-6 ft.**

Width (at Maturity): **3-5 ft.**

LEAF CHARACTERISTICS

Color: **Deep reddish brown with narrow orange edges**

Shape: **Sword-shaped**

Width: **1 1/2"**

Phormium tenax



NOMENCLATURE

Botanical Name: **Phormium tenax**
Common Name: **New Zealand Flax**

DESCRIPTION

This large upright species of New Zealand Flax is very adaptable and tough. It has wide, olive-green leaves and orange-red flowers on tall stalks. Generally grown from seed, this plant can be quite variable in size.

CULTURAL INFORMATION

Light Exposure: **Sun or Partial Shade**
Water Requirements: **Rarely to Regular**
Sunset Zone: **7, 9, 14-24**
USDA Zone: **15 to 20 F(Z8b)**

PLANT ANATOMY

- * Foliage Growth Cycle: **Evergreen**
- Plant Habit: **Upright**
- Height (at Maturity): **6-10 ft.**
- Width (at Maturity): **5 ft.**



FLOWER CHARACTERISTICS

Color: **Dull red to reddish-orange**
Season: **Late Spring**

LEAF CHARACTERISTICS

Color: **Olive-green**
Shape: **Sword-shaped**
Width: **3-5"**
Length: **6-10'**
Notes: **Foliage color is stable.**

Phormium 'Pink Stripe'



NOMENCLATURE

Botanical Name: **Phormium 'Pink Stripe'**

Common Name: **New Zealand Flax 'Pink Stripe'**

DESCRIPTION

This newer cultivar of flax with a stiff, upright habit is becoming very popular. The dull bronze-green foliage is narrowly margined with a distinctive bright rosy-pink color, most impressive in winter.

CULTURAL INFORMATION

Light Exposure: **Sun or Partial Shade**

Water Requirements: **Rarely to Regular**

Sunset Zone: **7, 9, 14-24**

USDA Zone: **15 to 20 F (Z8b)**

PLANT ANATOMY

- Foliage Growth Cycle: **Evergreen**
- Plant Habit: **Upright**
- Height (at Maturity): **5-6 ft.**
- Width (at Maturity): **4-5 ft.**

FLOWER CHARACTERISTICS

Notes: **Insignificant.**

LEAF CHARACTERISTICS

Color: **Variegated - Bronze-green edged in pink**


Shape: **Sword-shaped**

Width: **2-3"**

SPECIAL NOTES

Also known as **'Candy Stripe'**.

Phormium 'Sundowner'



NOMENCLATURE

Botanical Name: **Phormium 'Sundowner'**

Common Name: **New Zealand Flax 'Sundowner'**

DESCRIPTION

A large and striking cultivar, 'Sundowner' has erect bronze-green foliage with dark rose pink margins and streaks that age to cream in summer.

CULTURAL INFORMATION

Light Exposure: **Sun or Partial Shade**

Water Requirements: **Rarely to Regular**

Sunset Zone: **7, 9, 14-24**

USDA Zone: **15 to 20 F (Z8b)**

PLANT ANATOMY

Foliage Growth Cycle: **Evergreen**

* Plant Habit: **Upright**

Growth Rate: **Fast**

Height (at Maturity): **6-8 ft.**

Width (at Maturity): **6-8 ft.**

FLOWER CHARACTERISTICS

Color: **Yellow-green**

Season: **Summer**

Shape: **Tubular**

Length: **1 1/2**

Notes: **Insignificant.**

LEAF CHARACTERISTICS



Color: **Variegated - Bronze-green with dark rose pink**

Shape: **Sword-shaped**

Width: **2 1/2 - 3"**

Notes: **Foliage color is semi-stable.**

Pennisetum setaceum



NOMENCLATURE

Botanical Name: **Pennisetum setaceum**

Common Name: **Green Fountain Grass**

DESCRIPTION

A warm-season grass with slender upright, arching fountains of fine-textured, medium green foliage. Long plumes of coppery pink or purplish flowers are held within the clump or just above it. Can take supplemental irrigation but does not need any.

CULTURAL INFORMATION

Light Exposure: **Sun**

Water Requirements: **Rarely**

Sunset Zone: **8-24**

USDA Zone: **20 to 25 F (Z9a)**

PLANT ANATOMY

- Foliage Growth Cycle: **Dormancy period**
- Plant Habit: **Upright, arching**
- Height (at Maturity): **5 ft.**
- Width (at Maturity): **5 ft.**

FLOWER CHARACTERISTICS

Color: **Pink**

Season: **Late Spring-Fall**

Width: **3/4-1"**

Length: **6-8"**

Notes: **Flowers are borne 1-2 ft. above foliage.**

LEAF CHARACTERISTICS

Color: **Light green**

Texture: **Glossy**



Width: **1/8-1/4"**

Length: **12-24"**

SPECIAL NOTES

Cut off flower plumes before seeds set to avoid self-sowing.

Pennisetum setaceum 'Rubrum' ('Cupreum')



NOMENCLATURE

Botanical Name: *Pennisetum setaceum* 'Rubrum' ('Cupreum')
Common Name: Red Fountain Grass

DESCRIPTION

A clumping, warm-season grass with dark burgundy-red foliage and rich magenta-red plumes that rise above the foliage. Plant in full sun and water sparingly to control height. Cut back in late winter to remove dead stalks and expose new foliage.

CULTURAL INFORMATION

Light Exposure: Sun
Water Requirements: Occasional
Sunset Zone: 8-24
USDA Zone: 20 to 25 F (Z9a)

PLANT ANATOMY

Plant Habit: Clumping
Height (at Maturity): 4-5 ft.
Width (at Maturity): 3-4 ft.

FLOWER CHARACTERISTICS

Color: Magenta-red
Season: Late Summer-Fall

LEAF CHARACTERISTICS

Color: Burgundy-red

Rosa 'Iceberg'



NOMENCLATURE

Botanical Name: **Rosa 'Iceberg'**

Common Name: **Rose Floribunda-White**

DESCRIPTION

Floribunda roses produce profuse clusters of blooms from spring until the first frost and are great for borders or for creating color in the garden. 'Iceberg' has medium-sized flowers that bloom in great profusion with the least of care and scent the air with a rich, honey perfume. This easy-care rose has glossy dark green foliage that rules California landscapes. Disease resistant. Tolerates heat and light shade.

CULTURAL INFORMATION

Light Exposure: **Sun**

PLANT ANATOMY

Plant Habit: **Bushy**

Height (at Maturity): **3 ft.**

FLOWER CHARACTERISTICS

Color: **Pure white**

Shape: **Medium, double, in clusters**

Width: **4 1/2"**

Fragrance: **Yes - Honey**

Notes: **Petal count =20-25**

LEAF CHARACTERISTICS

Color: **Dark green**

Texture: **Glossy Glossy**

SPECIAL NOTES

Roses need a minimum of 5 hours of sun. For year round blooming, every 3-6 weeks, cut back stems of spent blooms 6 to 12 inches.



Stachys byzantina 'Silver Carpet' (S. lanata)(S. olympica)



NOMENCLATURE

Botanical Name: *Stachys byzantina* 'Silver Carpet' (S. *lanata*)(S. *olympica*)

Common Name: Lamb's Ears

DESCRIPTION

A mat-forming, dense perennial characterized by the oblong woolly silvery leaves that resemble a lamb's ear. Compared to the species, 'Silver Carpet' is a compact, dense cultivar that is less vigorous and produces fewer flowers if any. The leaves are also slightly smaller and more silvery-white. Useful as a ground cover on banks and dry borders.

CULTURAL INFORMATION

Light Exposure: Sun or Partial Shade

Water Requirements: Moderate

Sunset Zone: 1-24

USDA Zone: -30 to -25 F(Z4a)

Soil Requirements: Well drained

PLANT ANATOMY

Foliage Growth Cycle: Evergreen

Plant Habit: Spreading, dense

Height (at Maturity): 1/2 ft.

Width (at Maturity): 3 ft.

FLOWER CHARACTERISTICS

Color: Purple

Notes: Considered a non-flowering cultivar.




LEAF CHARACTERISTICS

Color: Silvery-white

Shape: Tongue-shaped

Texture: Soft, thick, woolly

Lantana 'Confetti'



NOMENCLATURE

Botanical Name: *Lantana 'Confetti'*

Common Name: Lantana Magenta, Yellow, & Pink

DESCRIPTION

Lantana is a tender evergreen shrub valued for its profuse year-round color that dramatically contrasts with the dark green foliage. 'Confetti' is a spreading shrub with clusters of magenta, yellow, and pink flowers. An exceptional choice for mass plantings, bank cover, accent shrub, or containers. Tolerates heat and drought.

CULTURAL INFORMATION

Light Exposure: Sun

Water Requirements: Rarely to Moderate

Sunset Zone: 8-10, 12-24

USDA Zone: 25 to 30 F (Z9b)

PLANT ANATOMY

Foliage Growth Cycle: Evergreen

Plant Habit: Spreading

Growth Rate: Moderate

Height (at Maturity): 2-3 ft.

Width (at Maturity): 6-8 ft.

FLOWER CHARACTERISTICS

Color: Magenta, yellow, and pink

Season: Year-round

Width: 1-2"

Notes: Flower heads are made up of small, tubular flowers with flattened 5-lobed petals tightly held in clusters.

LEAF CHARACTERISTICS

Color: Dark green

Shape: Oval, slightly toothed




Texture: Coarse, wrinkled

Fragrance: Yes - Pungent

SPECIAL NOTES

Late every winter, before new growth begins, prune back to approximately 6 inches below desired plant height with bloom. Foliage may irritate skin.

Lantana 'Radiation'



NOMENCLATURE

Botanical Name: *Lantana 'Radiation'*

Common Name: *Lantana Orange*

DESCRIPTION

Lantana is valued for its profuse show of color that dramatically contrasts with the forest green foliage and lasts nearly year-round. An exceptional choice for mass plantings, borders or containers. 'Radiation' has rich bi-colored orange and red blooms throughout the year.

CULTURAL INFORMATION

Light Exposure: *Sun*

Water Requirements: *Moderate*

Sunset Zone: 8-10, 12-24

USDA Zone: 25 to 30 F (Z9b)

PLANT ANATOMY

Foliage Growth Cycle: *Evergreen*

Plant Habit: *Spreading*

Growth Rate: *Moderate*

Height (at Maturity): 3-5 ft.

Width (at Maturity): 3-5 ft.

FLOWER CHARACTERISTICS

Color: *Bi-colored; orange and red*

Season: *Year-round*

Notes: *Small dome-like clusters of trumpet-shaped flowers*

LEAF CHARACTERISTICS

Color: *Dark green*

Shape: *Oval, slightly toothed*


Texture: *Coarse, wrinkled*

Fragrance: *Yes - Pungent*

SPECIAL NOTES

Late every winter, before new growth begins, prune back to approximately 6 inches below desired plant height with bloom. Foliage may irritate skin.

Lantana montevidensis 'Alba' (L. sellowiana)



NOMENCLATURE

Botanical Name: *Lantana montevidensis* 'Alba' (L. sellowiana)
Common Name: **White Trailing Lantana**

DESCRIPTION

Lantana is valued for its profuse show of color that dramatically contrasts with the forest green foliage and lasts nearly year-round. An exceptional choice for mass plantings, borders or containers. Lantana montevidensis 'Alba' has clear white flowers and stems that mound into a dense mass, making it an ideal ground cover.

CULTURAL INFORMATION

Light Exposure: **Sun**
Water Requirements: **Rarely to Moderate**
Sunset Zone: **8-10, 12-24**
USDA Zone: **20 to 25 F (Z9a)**

PLANT ANATOMY

Foliage Growth Cycle: **Evergreen**
Plant Habit: **Spreading**
Growth Rate: **Fast**
Height (at Maturity): **1-2 ft.**
Width (at Maturity): **3-6 ft.**

FLOWER CHARACTERISTICS

Color: **White**
Season: **Year-round**
Notes: **Flowers bloom in clusters 1-1 1/2" wide.**



LEAF CHARACTERISTICS

Color: **Dark green**
Shape: **Oval, slightly toothed**
Texture: **Coarse, wrinkled**
Length: **1"**
Fragrance: **Yes - Pungent**

SPECIAL NOTES

Late every winter, before new growth begins, prune back to approximately 6 inches below desired plant height with bloom.
Foliage may irritate skin.

Lantana montevidensis (L. sellowiana)



NOMENCLATURE

Botanical Name: *Lantana montevidensis* (L. sellowiana)

Common Name: Purple Trailing Lantana

DESCRIPTION

Lantana is valued for its profuse show of color that dramatically contrasts with the forest green foliage and lasts nearly year-round. An exceptional choice for mass plantings, borders or containers. Lantana montevidensis has yellow-eyed rosy lilac flowers and stems that mound into a dense mass, making it an ideal ground cover.

CULTURAL INFORMATION

Light Exposure: Sun

Water Requirements: Moderate

Sunset Zone: 8-10, 12-24

USDA Zone: 20 to 25 F (Z9a)

PLANT ANATOMY

Foliage Growth Cycle: Evergreen

Plant Habit: Spreading

Growth Rate: Fast

Height (at Maturity): 1-2 ft

Width (at Maturity): 3-6 ft

FLOWER CHARACTERISTICS

Color: Rosy lilac

Season: Year-round

Notes: Flowers bloom in clusters 1-1 1/2" wide.

LEAF CHARACTERISTICS

Color: Dark green

Shape: Oval, slightly toothed

Texture: Coarse, wrinkled

Length: 1"


Fragrance: Yes - Pungent

SPECIAL NOTES

Late every winter, before new growth begins, prune back to approximately 6 inches below desired plant height with bloom.

Foliage may irritate skin.

Lavandula 'Goodwin Creek Gray'



NOMENCLATURE

Botanical Name: *Lavandula* 'Goodwin Creek Gray'

Common Name: Lavender 'Goodwin Creek Gray'

DESCRIPTION

An attractive hybrid discovered as a seedling by Goodwin Creek Gardens in Oregon in 1991. The greenish-grey shrub has soft thick leaves that can be either toothed or entire. Slender, violet-blue flowers bloom summer through late fall.

CULTURAL INFORMATION

Light Exposure: Sun

Water Requirements: Rarely to Moderate

Sunset Zone: 8, 9, 12-24

USDA Zone: 0 to 5 F (Z7a)

Soil Requirements: Well-drained

PLANT ANATOMY

Foliage Growth Cycle: Evergreen

Plant Habit: Dense

Height (at Maturity): 3 ft.

Width (at Maturity): 2-3 ft.

FLOWER CHARACTERISTICS

Color: Violet-blue

Season: Spring-Fall

Shape: Spike

Length: 4-5"

Fragrance: Yes

LEAF CHARACTERISTICS

Color: Grey-green

Shape: Oblanceolate with smooth or toothed margins

Width: 1/4 - 1/2"



Length: 1-1/2 - 2"

Fragrance: Yes

SPECIAL NOTES

Recently classified as *Lavandula x gingsinsii* 'Goodwin Creek Grey'.

Caesalpinia pulcherrima (Poinciana p.)



NOMENCLATURE

Botanical Name: **Caesalpinia pulcherrima (Poinciana p.)**

Common Name: **Dwarf Poinciana**

DESCRIPTION

Upright shrub or small tree that has fast, dense growth. Coarse, prickly, dark green leaves consist of many 3/4" leaflets. Bears clusters of red or orange flowers throughout warm weather.

CULTURAL INFORMATION

Light Exposure: **Sun**

Water Requirements: **Rarely to Moderate**

Sunset Zone: **12-16, 18-23**

USDA Zone: **20 to 25 F (Z9a)**

Soil Requirements: **Alkaline to acidic, well-drained soils**

PLANT ANATOMY

Foliage Growth Cycle: **Deciduous**

Plant Habit: **Dense, erect**

Growth Rate: **Fast**

Height (at Maturity): **10 ft.**

Width (at Maturity): **10 ft.**

FLOWER CHARACTERISTICS

Color: **Orange or red**

Shape: **Cup-shaped**

Length: **1 1/4 - 1 1/2"**

Notes: **Blooms throughout warm weather in erect racemes to 8" long.**

LEAF CHARACTERISTICS

Color: **Dark green**

Shape: **Compound**

Texture: **Coarse, prickly, fern-like**


Length: **12"**

Notes: **Leaves composed of numerous elliptic to obovate leaflets to 3/4"**

SPECIAL NOTES

Evergreen in frost free climates, deciduous in zone 9, and a returning perennial in zone 8.

Salvia leucantha



NOMENCLATURE

Botanical Name: *Salvia leucantha*

Common Name: Mexican Bush Sage, Velvet Sage

DESCRIPTION

Vigorous, upright subshrub or herbaceous perennial has gray-green leaves with white hairy undersides. The individual white flower projects from a purple calyx; both are covered with fine hairs that create a velvety texture and appearance. Remove old blooms to promote new flowers.

CULTURAL INFORMATION

Light Exposure: Sun

Water Requirements: Occasional

Sunset Zone: 12-24

USDA Zone: 15 to 20 F (Z8b)

Soil Requirements: Good drainage

PLANT ANATOMY

Foliage Growth Cycle: Evergreen

Plant Habit: Upright

Growth Rate: Vigorous

Height (at Maturity): 3-4 ft.

Width (at Maturity): 3-6 ft.

FLOWER CHARACTERISTICS

Color: Purple calyx; White corolla

Season: Summer-Fall

Length: 3/4- 1-1/4"

Notes: The actual flower is white, surrounded by a velvety purple calyx.

LEAF CHARACTERISTICS

Color: Dark grayish-green topside; white underside

Shape: Lance-shaped




Texture: Hairy underside

Length: 5-8"

SPECIAL NOTES

Prune to ground in late winter to maintain shape and appearance.

Hunnemannia fumariifolia



NOMENCLATURE

Botanical Name: *Hunnemannia fumariifolia*

Common Name: Mexican Tulip Poppy

DESCRIPTION

Relative of the California poppy, this bushy evergreen is best planted in a warm sunny location. Bears solitary poppy-like pure yellow blooms amongst the finely-divided blue-green foliage. Extremely showy when massed.

CULTURAL INFORMATION

Light Exposure: Sun

Water Requirements: Rarely to Moderate

Sunset Zone: 1-24

USDA Zone: 10 to 15 F (Z8a)

Soil Requirements: Excellent drainage

PLANT ANATOMY

Foliage Growth Cycle: Evergreen

Plant Habit: Bushy, open, upright

Growth Rate: Fast

Height (at Maturity): 2-3 ft.

Width (at Maturity): 1-2 ft.

FLOWER CHARACTERISTICS

Color: Pure yellow

Season: Summer-Fall

Shape: Cup-shaped

Width: 3"


LEAF CHARACTERISTICS

Color: Blue-green

Shape: Oblong

Length: 2-4"

Nerium oleander 'Red Single Flower' Standard



NOMENCLATURE

Botanical Name: *Nerium oleander* 'Red Single Flower' Standard
Common Name: Red Oleander Standard

DESCRIPTION

These moderate to fast growing, low maintenance evergreens were once the basic landscaping shrubs for regions with hot dry summers and mild winters. Narrow, leathery, semi-glossy, dark green leaves are attractive in all seasons. Flowers bloom late spring to fall clustered at branch ends. 'Red Single Flower' Standard produces single red blooms and has been shaped into a small tree.

CULTURAL INFORMATION

Light Exposure: Sun
Water Requirements: Rarely to Moderate
Sunset Zone: 8-16, 18-24
USDA Zone: 20 to 25 F(Z9a)

PLANT ANATOMY

Foliage Growth Cycle: Evergreen
Growth Rate: Fast
Height (at Maturity): 6-20 ft.
Width (at Maturity): 10 ft.



FLOWER CHARACTERISTICS

Color: Red
Season: Late Spring-Fall
Shape: Single
Width: 2-3"

LEAF CHARACTERISTICS

Color: Dark green
Shape: Lance-shaped
Texture: Leathery, semi-glossy

Lobelia laxiflora



NOMENCLATURE

Botanical Name: *Lobelia laxiflora*

Common Name: *Lobelia laxiflora*

DESCRIPTION

A rhizomatous perennial with bright green narrow leaves on erect stems. Clusters of semi-pendent tubular red and yellow flowers appear in late spring through late summer.

CULTURAL INFORMATION

Light Exposure: Sun or Partial Shade

Water Requirements: Rarely

Sunset Zone: 7-9, 12-24

USDA Zone: 20 to 25 F (Z9a)

PLANT ANATOMY

Growth Rate: Fast

Height (at Maturity): 3 ft.

Width (at Maturity): 3-6 ft.

FLOWER CHARACTERISTICS

Color: Red orange yellow

Season: Late Spring-Summer

Shape: Tubular

Length: 1-1/2"

LEAF CHARACTERISTICS




Color: Light green

Shape: Narrowly lance-shaped

Texture: Finely toothed

Length: 3"

Hesperaloe parviflora



NOMENCLATURE

Botanical Name: *Hesperaloe parviflora*

Common Name: Red Yucca

DESCRIPTION

This western U.S. native has leathery leaves that from a distance more closely resemble a grass than a yucca. It flowers from spring to midsummer with beautiful beautiful spires of red flowers that attract wildlife. This is an exceptional frost tolerant, heat tolerant, drought tolerant choice for almost any landscape that will perform as well on the coast as it does inland.

CULTURAL INFORMATION

Light Exposure: Sun or Partial Shade

Water Requirements: Rarely to Moderate

Sunset Zone: 2B, 3, 7-16, 18-24

USDA Zone: -10 to -5 F (Z6a)

PLANT ANATOMY

Foliage Growth Cycle: Evergreen

Plant Habit: Clumping

Growth Rate: Moderate

Height (at Maturity): 3-4 ft.

Width (at Maturity): 3-4 ft.

FLOWER CHARACTERISTICS

Color: Red

Season: Late Spring-Summer

Shape: Tubular

Length: 3-4"

LEAF CHARACTERISTICS



Color: Dark green

Shape: Linear

Texture: Leathery

Length: 24-36"

Cistus 'Sunset' ('Brilliancy')



NOMENCLATURE

Botanical Name: **Cistus 'Sunset' ('Brilliancy')**

Common Name: **Dark Pink Rockrose**

DESCRIPTION

A low growing, wide spreading dense, evergreen shrub with resinous, thick greyish-green leaves. The magenta-pink flowers have yellow centers.

CULTURAL INFORMATION

Light Exposure: **Sun**

Water Requirements: **Rarely**

Sunset Zone: **6-9, 14-24**

USDA Zone: **15 to 20 F (Z8b)**

PLANT ANATOMY

Foliage Growth Cycle: **Evergreen**

Plant Habit: **Low, spreading**

Growth Rate: **Fast**

Height (at Maturity): **2 ft.**

Width (at Maturity): **6-8 ft.**

FLOWER CHARACTERISTICS

Color: **Magenta-pink**

Season: **Spring-Early Summer**

Width: **2"**

LEAF CHARACTERISTICS

Color: **Grey-green**

Shape: **Ovate with wavy margins**


Texture: **Felt-like**

Length: **1-2"**

SPECIAL NOTES

Avoid hard pruning. Tip-pinch young plants to thicken growth or a light summer trim to new growth and non-woody stems.

Rosmarinus officinalis 'Boule'



NOMENCLATURE

Botanical Name: **Rosmarinus officinalis 'Boule'**

Common Name: **Rosemary**

DESCRIPTION

This evergreen shrub forms a tight, compact mound and has a formal appearance. The aromatic narrow linear foliage is accented with medium blue flowers in winter through spring and intermittently throughout the year. Use for culinary, in herb gardens, as borders, or low hedges.

CULTURAL INFORMATION

Light Exposure: **Sun**

Water Requirements: **Rarely to Moderate**

Sunset Zone: **4-24**

USDA Zone: **10 to 15 F (Z8a)**

Soil Requirements: **Well drained**

PLANT ANATOMY

Foliage Growth Cycle: **Evergreen**

Plant Habit: **Dense, rounded**

Height (at Maturity): **2 ft.**

Width (at Maturity): **2 ft.**

FLOWER CHARACTERISTICS

Color: **Medium blue**

Season: **Winter-Spring**

LEAF CHARACTERISTICS

Color: **Green**

Shape: **Linear**

Texture: **Glossy**

SPECIAL NOTES

Leaves are commonly used as a culinary herb.

Aloe saponaria



NOMENCLATURE

Botanical Name: *Aloe saponaria*

Common Name: Soap Aloe (Orange Red Flowers)

DESCRIPTION

This aloe forms dense colonies of short stemmed rosettes of broad flat dark green leaves with spots or streaks of white, and short, rust-colored teeth along the margins. Foliage sometimes has a reddish tinge. Clusters of orange tubular flowers on branched stems appear in summer.

CULTURAL INFORMATION

Light Exposure: Sun or Partial Shade

Water Requirements: Rarely to Moderate

Sunset Zone: 8, 9, 12-24

USDA Zone: 20 to 25 F (Z9a)

PLANT ANATOMY

Foliage Growth Cycle: Evergreen

Plant Habit: Rosette

Growth Rate: Fast

Height (at Maturity): 1- 1-1/2 ft.

Width (at Maturity): 1- 1-1/2 ft.

FLOWER CHARACTERISTICS

Color: Orange

Season: Summer

Shape: Tubular

Notes: Branched flower stems are approx. 2 ft. tall.

LEAF CHARACTERISTICS

Color: Green with white spots or streaks



Shape: Lance-shaped

Length: 6-8"

SPECIAL NOTES

Known as soap aloe because the sap from the leaf will foam in water. The sap of this aloe may irritate some people.

Tulbaghia violacea



NOMENCLATURE

Botanical Name: **Tulbaghia violacea**

Common Name: **Society Garlic**

DESCRIPTION

Clump-forming evergreen perennial with bluish-green grass-like foliage and a strong garlic odor when bruised. The umbels of 8-20 pink-lavender flowers bloom throughout the year above the foliage on tall stems. Useful for the edge of the pond or even in shallow water.

CULTURAL INFORMATION

Light Exposure: **Sun**

Water Requirements: **Regular**

Sunset Zone: **13-24**

USDA Zone: **20 to 25 F (Z9a)**

PLANT ANATOMY

Foliage Growth Cycle: **Evergreen**

Plant Habit: **Clumping**

Height (at Maturity): **1-3 ft.**

Width (at Maturity): **1-2 ft.**

FLOWER CHARACTERISTICS

Color: **Pink-lavender**

Season: **Year-round**

Length: **3/4"**




LEAF CHARACTERISTICS

Color: **Bluish-green**

Shape: **Grass-like**

Fragrance: **Yes - garlic**

Leucophyllum frutescens



NOMENCLATURE

Botanical Name: **Leucophyllum frutescens**

Common Name: **Texas Ranger, Silverleaf, Texas Sage, Cenizo**

DESCRIPTION

This is an attractive drought-tolerant shrub with beautiful lavender purple flowers. Texas ranger is ideal for water conserving plantings in soils that are difficult to work with, and it can be mixed effectively with other drought tolerant plants including succulents and cacti. It can also be grown as a loose hedge.

CULTURAL INFORMATION

Light Exposure: **Sun**

Water Requirements: **Rarely to Moderate**

Sunset Zone: **7-24**

USDA Zone: **10 to 15 F (Z8a)**

PLANT ANATOMY

Foliage Growth Cycle: **Evergreen**

Plant Habit: **Bushy**

Growth Rate: **Moderate**

Height (at Maturity): **6-8 ft.**

Width (at Maturity): **6-8 ft.**

FLOWER CHARACTERISTICS

Color: **Lavender purple**

Season: **Year-round**

Shape: **Bell-shaped**

Width: **1"**

LEAF CHARACTERISTICS


Color: **Silvery-grey**

Shape: **Elliptic**

Texture: **Woolly**

Length: **1/2 - 1"**

Aloe arborescens



NOMENCLATURE

Botanical Name: *Aloe arborescens*

Common Name: Tree Aloe

DESCRIPTION

Large dense rosettes of grey-green or dark green leaves on erect branching stems. Leaf margins have soft, upward curving teeth-like structures. Stems are covered by persistent dry leaves. Scarlet flowers rise above foliage in winter.

CULTURAL INFORMATION

Light Exposure: Sun or Shade

Water Requirements: Rarely to Moderate

Sunset Zone: 8, 9, 12-24

USDA Zone: 20 to 25 F (Z9a)

PLANT ANATOMY

Foliage Growth Cycle: Evergreen

Height (at Maturity): 10 ft

Width (at Maturity): 6 ft.

FLOWER CHARACTERISTICS

Color: Scarlet

Season: Winter

Shape: Spike

Length: 30"



LEAF CHARACTERISTICS

Color: Grey-green to dark green

Width: 2"

Length: 24"

Pinus eldarica (P. brutia e.)



NOMENCLATURE

Botanical Name: *Pinus eldarica* (P. brutia e.)

Common Name: Mondell Pine, Afghan Pine

DESCRIPTION

Narrowly pyramidal in youth, the fast-growing Afghan Pine is a medium to large-sized evergreen that becomes irregular in form with maturity. Medium-length, dark green needles in groups of two densely cover branches. Cones are oval to oblong, 3 in. long, reddish brown. Closely related to *P. halepensis*. Tolerant of alkaline soils, wind, heat, and cold. Among the best pines for much of the desert, but also frequently planted in coastal, inland, and valley regions.

CULTURAL INFORMATION

Light Exposure: Sun

Water Requirements: Rarely

Sunset Zone: 6-9, 11-24

USDA Zone: -10 to -5 F (Z6a)

Soil Requirements: Well-drained

PLANT ANATOMY

Foliage Growth Cycle: Evergreen

Plant Habit: Pyramidal, becoming irregular

Growth Rate: Fast

Height (at Maturity): 30-80 ft.

Width (at Maturity): 15-25 ft.

FLOWER CHARACTERISTICS

Color: Insignificant

LEAF CHARACTERISTICS

Color: Dark green

Shape: Needle

Length: 5 - 8 1/2"

Notes: Needles in groups of two.

BARK CHARACTERISTICS

Color: Silver-gray, darkening with age

Texture: Smooth becoming furrowed with age


FRUIT CHARACTERISTICS

Color: Reddish-brown

Type: Cone

Length: 3-4"

Rhus lancea Standard



NOMENCLATURE

Botanical Name: **Rhus lancea Standard**

Common Name: **African Sumac Standard**

DESCRIPTION

An evergreen, multi-trunked or standard tree with an open, spreading crown and pendulous branches. Trunk is rough, gnarled and twisted. The dark green leaves are trifoliate with 3 long, narrow, lance-shaped leaflets. Use as specimen, screen, or prune for hedge. Tolerates hot and dry conditions.

CULTURAL INFORMATION

Light Exposure: **Sun**

Water Requirements: **Rarely to Moderate**

Sunset Zone: **8, 9, 12-24**

USDA Zone: **20 to 25 F(Z9a)**

Soil Requirements: **Well-drained**

PLANT ANATOMY

Foliage Growth Cycle: **Evergreen**

Plant Habit: **Open, spreading**

Height (at Maturity): **20-30 ft.**

Width (at Maturity): **20-35 ft.**

FLOWER CHARACTERISTICS

Color: **Pale greenish-yellow**

Season: **Spring**

Shape: **Cluster**

Notes: **Insignificant**

LEAF CHARACTERISTICS

Color: **Dark green**

Notes: **Leaves are trifoliate with 3 long, narrow, lance-shaped leaflets 4-5" long.**

BARK CHARACTERISTICS

Color: **Dark grey with reddish-brown**

Texture: **Furrowed**

Habit: **Flaking**



FRUIT CHARACTERISTICS

Color: **Beige**

Type: **Drupe**

Width: **1/4"**

Schinus molle Low Branch



NOMENCLATURE

Botanical Name: **Schinus molle Low Branch**

Common Name: **California Pepper Tree Low Branch**

DESCRIPTION

A graceful, bright green, weeping, evergreen tree with a dark, gnarled trunk. The leaves are divided into many narrow leaflets. Whitish yellow flowers bloom in summer and produces red berries in the fall and winter. Tolerates many adverse conditions, like poor soil, wind and drought. Avoid planting under this tree; the oils in the leaf litter may inhibit growth.

CULTURAL INFORMATION

Light Exposure: **Sun**

Water Requirements: **Rarely**

Sunset Zone: **8, 9, 12-24**

USDA Zone: **10 to 15 F (Z8a)**

PLANT ANATOMY

Foliage Growth Cycle: **Evergreen**

Plant Habit: **Spreading crown, pendulous branchlets**

Growth Rate: **Fast**

Height (at Maturity): **25-40 ft.**

Width (at Maturity): **25-40 ft.**

FLOWER CHARACTERISTICS

Color: **Yellowish-white**

Season: **Summer**

Shape: **Clustered on 3-6" long panicles**

Width: **1/8"**

LEAF CHARACTERISTICS

Color: **Bright green**

Shape: **Pinnately compound**

Length: **4-12"**

BARK CHARACTERISTICS

Color: **Greyish-brown**

Texture: **Thick flakes**




Habit: **Peeling**

FRUIT CHARACTERISTICS

Color: **Lavender-pink**

Type: **Drupe**

Eucalyptus sideroxylon



NOMENCLATURE

Botanical Name: *Eucalyptus sideroxylon*
Common Name: Red Ironbark, Pink Ironbark

DESCRIPTION

A medium-sized, erect evergreen tree with a full cylindrical crown and pendulous branches. The bluish-grey leaves contrast nicely with the dark, rough, deeply furrowed persistent bark. Showy terminal pendulous flower clusters of pale pink to crimson appear in fall to late spring followed by small, woody, urn-shaped fruit. The blue-grey or dull green leaves are lance-shaped to slightly sickle-shaped with reddish midribs and petioles. *E. sideroxylon* can be variable in habit and flower color.

CULTURAL INFORMATION

Light Exposure: Sun
Water Requirements: Rarely
Sunset Zone: 5, 6, 8-24
USDA Zone: 20 to 25 F(29a)

PLANT ANATOMY

Foliage Growth Cycle: Evergreen
Height (at Maturity): 30-90 ft.
Width (at Maturity): 30-60 ft.

FLOWER CHARACTERISTICS

Color: Pale pink to crimson
Season: Fall-Spring

LEAF CHARACTERISTICS

Color: Blue-grey, grey-green, or dull green
Shape: Lance-shaped
Texture: Glaucous
Width: 1"
Length: 6"
Notes: Midrib and petiole are reddish.

BARK CHARACTERISTICS

Color: Orange-black
Texture: Rough, deeply furrowed
Habit: Persistent


FRUIT CHARACTERISTICS

Length: 1/2"
Width: 1/2"

SPECIAL NOTES

Eucalyptus is valued for its often aromatic foliage and attractive bark. The showy, apetalous flowers consist of many stamens. Ironwood is a term reserved for the rough-barked species.

***Olea europaea* 'Wilsoni'**



NOMENCLATURE

Botanical Name: *Olea europaea* 'Wilsoni'

Common Name: **Fruitless Olive** 'Wilsoni'

DESCRIPTION

Olives are beautiful trees that have traditionally been sought after for their fruits. 'Wilsoni' is an improved variety that has been selected for landscapes due to its strong growth and elegant, grey green leaves. In addition to this, it features a sculptural trunk that only gains interest with age, and it rarely if ever sets fruit.

CULTURAL INFORMATION

Light Exposure: **Sun**

Water Requirements: **Rarely to Moderate**

Sunset Zone: **8, 9, 11-24**

USDA Zone: **10 to 15 F (Z8a)**

PLANT ANATOMY

Foliage Growth Cycle: **Evergreen**

Plant Habit: **Rounded**

Growth Rate: **Moderate**

Height (at Maturity): **25-30 ft.**

Width (at Maturity): **25-30 ft.**




LEAF CHARACTERISTICS

Color: **Grey-green**

Shape: **Elliptic**

Texture: **Leathery**

Cercidium 'Desert Museum' Standard



NOMENCLATURE

Botanical Name: *Cercidium* 'Desert Museum' Standard

Common Name: Palo Verde Standard

DESCRIPTION

This is an excellent tree selection for the desert or for xeroscapes, but it can also look good in most draught tolerant settings. This is a fast growing tree with an upright growing habit, and a beautiful spring display of yellow flowers. 'Desert Museum' palo verde is also known for its lack of thorns, its quick growth, and its neat appearance.

CULTURAL INFORMATION

Light Exposure: Sun

Water Requirements: Rarely to Moderate

Sunset Zone: 8-14, 18-20

USDA Zone: 15 to 20 F(Z8b)

PLANT ANATOMY

Foliage Growth Cycle: Deciduous

Plant Habit: Upright, rounded

Growth Rate: Vigorous

Height (at Maturity): 15-20 ft.

Width (at Maturity): 15-20 ft.

FLOWER CHARACTERISTICS

Color: Yellow


Season: Spring

Width: 1"

LEAF CHARACTERISTICS

Notes: Leaves are not as significant as stems.

Chamaerops humilis Multi



NOMENCLATURE

Botanical Name: **Chamaerops humilis Multi**
Common Name: **Mediterranean Fan Palm**

DESCRIPTION

This European palm grows in clumps up to 20 ft. tall. The trunks are covered with shaggy fibers and stubs of old leaf stalks. Deeply divided fan-shaped leaves vary in shades of green or blue-grey. Tolerates shade, but grows best in warm sunny locations.

CULTURAL INFORMATION

Light Exposure: **Sun**
Water Requirements: **Moderate to Regular**
Sunset Zone: **4-24**
USDA Zone: **15 to 20 F (Z8b)**

PLANT ANATOMY

Foliage Growth Cycle: **Evergreen**
Plant Habit: **Clumping**
Growth Rate: **Slow**
Height (at Maturity): **8-12 ft.**
Width (at Maturity): **10-15 ft.**

FLOWER CHARACTERISTICS

Color: **Yellow**

LEAF CHARACTERISTICS

Color: **Green or blue-grey**
Shape: **Deeply cut fan-shaped**
Width: **24-30"**
Length: **12-18"**
Notes: **Frond color is variable.**

BARK CHARACTERISTICS

Color: **Dark brown**
Texture: **Fibrous**



FRUIT CHARACTERISTICS

Color: **Orange-brown**
Type: **Date-like**
Length: **1/2 - 1-1/2"**

SPECIAL NOTES

Leaf stalks are strongly armed with spines.

Aloe 'Blue Elf'



NOMENCLATURE

Botanical Name: **Aloe 'Blue Elf'**

Common Name: **Blue Elf Aloe**

DESCRIPTION

'Blue Elf' is a dwarf hybrid with rosettes of narrow, upright silver-blue leaves that provide a cool contrast for the coral colored flowers from winter to early spring. Use in mass plantings, containers, or rock gardens.

CULTURAL INFORMATION

Light Exposure: **Sun or Partial Shade**

Water Requirements: **Rarely to Moderate**

Sunset Zone: **8, 9, 12-24**

USDA Zone: **20 to 25 F (Z9a)**

PLANT ANATOMY

Foliage Growth Cycle: **Evergreen**

Plant Habit: **Rosetting**

Growth Rate: **Slow-Moderate**

Height (at Maturity): **1-2 ft.**

Width (at Maturity): **1-2 ft.**

FLOWER CHARACTERISTICS

Color: **Coral**

Season: **Winter-Early Spring**



LEAF CHARACTERISTICS

Color: **Silver-blue**

Shape: **Lance-shaped with toothed margins**

Texture: **Succulent**

Aloe striata



NOMENCLATURE

Botanical Name: *Aloe striata*

Common Name: Coral Aloe (Coral Red Flowers)

DESCRIPTION

A solitary succulent, this aloe has broad, flattened leaves with smooth margins, and faint vertical lines. The foliage color can be variable depending on the amount of sunlight from either a dull reddish-green, or a grey-green with a pinkish-red edge. Clusters of pendulous, glossy coral-red flowers on branched stems appear in spring.

CULTURAL INFORMATION

Light Exposure: Sun or Partial Shade

Water Requirements: Rarely to Moderate

Sunset Zone: 8, 9, 12-24

USDA Zone: 25 to 30 F (Z9b)

PLANT ANATOMY

Foliage Growth Cycle: Evergreen

Plant Habit: Rosette

Height (at Maturity): 2 ft.

Width (at Maturity): 1 ft.

FLOWER CHARACTERISTICS

Color: Coral-red

Season: Summer

Shape: Tubular


LEAF CHARACTERISTICS

Color: Grey-green or Reddish-green

Shape: Lance-shaped

Texture: Glaucous

Aloe variegata



NOMENCLATURE

Botanical Name: *Aloe variegata*

Common Name: Striped Torch Aloe (Red Flowers)

DESCRIPTION

An attractive aloe with tight rosettes of boat-shaped, dark green leaves spotted with white. The edges on this foliage is white and finely serrated. Clusters of coral-red tubular flowers on slender stalks appear anytime from winter to spring.

CULTURAL INFORMATION

Light Exposure: Sun or Partial Shade

Water Requirements: Rarely to Moderate

Sunset Zone: 8, 9, 12-24

USDA Zone: 20 to 25 F (Z9a)

PLANT ANATOMY

Foliage Growth Cycle: Evergreen

Plant Habit: Rosette

Height (at Maturity): 1 ft.

Width (at Maturity): 3/4 ft.

FLOWER CHARACTERISTICS

Color: Pink to dull red

Season: Late Winter-Spring


LEAF CHARACTERISTICS

Color: Dark green with white spots

Shape: Boat-shaped

Length: 6"

Phyllostachys aurea



NOMENCLATURE

Botanical Name: *Phyllostachys aurea*

Common Name: Golden Bamboo

DESCRIPTION

This is a large growing, vigorous bamboo with small leaves that are golden green on culms to twenty feet tall. It makes a beautiful, elegant screen or hedge.

CULTURAL INFORMATION

Light Exposure: Sun or Partial Shade

Water Requirements: Rarely to Regular

USDA Zone: 0 to 5 F (Z7a)

PLANT ANATOMY

Foliage Growth Cycle: Evergreen

Plant Habit: Upright

Growth Rate: Vigorous

Height (at Maturity): 20 ft.

LEAF CHARACTERISTICS

Color: Golden green



Shape: Lance-shaped

Texture: Smooth


Length: 8"

SPECIAL NOTES

Culms can be kept shorter through trimming or restricting water and nutrients.



Phyllostachys nigra



NOMENCLATURE

Botanical Name: *Phyllostachys nigra*
Common Name: Black Bamboo

DESCRIPTION

This exotic form of bamboo is a slow-growing, running bamboo. Initially green, the canes turn black in their second year, producing a nice contrast to the rich green foliage. A wonderful specimen plant for a container or in an oriental garden.

CULTURAL INFORMATION

Light Exposure: Sun or Partial Shade
Water Requirements: Rarely to Regular
USDA Zone: 0 to 5 F (27a)

PLANT ANATOMY



Foliage Growth Cycle: Evergreen
Plant Habit: Running
Growth Rate: Slow
Height (at Maturity): 8-15 ft.
Width (at Maturity): 6-10 ft.

LEAF CHARACTERISTICS


Color: Dark green
Shape: Lance-shaped
Length: 1 1/2- 5"

SPECIAL NOTES

Sensitive to salts; leaf tip burn may occur



Yucca filamentosa 'Color Guard'



NOMENCLATURE

Botanical Name: *Yucca filamentosa* 'Color Guard'

Common Name: Variegated Adam's Needle w/green edge

DESCRIPTION

'Color Guard' is a clump-forming, stemless shrub with narrow, variegated leaves with rich gold centers and green margins. In cool weather, the yellow becomes a beautiful deep coral color. Creamy white flowers with a rosy-purple tinge bloom in late spring to summer in narrow clusters on tall, erect stems. The striking color of this yucca creates an exciting focal point in a container or garden. Very similar to 'Bright Edge' but with reversed color pattern on leaves and a slower grower.

CULTURAL INFORMATION

Light Exposure: Sun

Water Requirements: Regular

Sunset Zone: 1-24

USDA Zone: -20 to -15 F(Z5a)

PLANT ANATOMY

Foliage Growth Cycle: Evergreen

Plant Habit: Clump-forming

Height (at Maturity): 2 1/2 ft.

Width (at Maturity): 5 ft.

FLOWER CHARACTERISTICS

Color: Creamy white with rosy-purple blush

Season: Late Spring-Summer

Shape: Bell-shaped

Length: 2"

Notes: Nodding bell-shaped flowers clustered on upright stems up to 6 ft. tall are lightly fragrant in the evening.

LEAF CHARACTERISTICS

Color: Variegated - Yellow with green margins.


Shape: Thin, lance-shaped

Width: 1"

Length: 18"

Notes: In cool weather, the yellow becomes a beautiful deep coral. Curly white threads or filaments loosely line the edges the leaves.

Cortaderia selloana



NOMENCLATURE

Botanical Name: *Cortaderia selloana*

Common Name: Pampas Grass

DESCRIPTION

Densely tufted, clump-forming, evergreen, perennial grass with arching mid-green leaves with sharp margins. In late summer, plume-like, silky silvery creamy white blooms flushed with pink appear on tall, thick, erect stems 8-10 ft. high.

CULTURAL INFORMATION

Light Exposure: Sun

Water Requirements: Rarely to Regular

Sunset Zone: 3-24

USDA Zone: 0 to 5 F(Z7a)

PLANT ANATOMY

* Foliage Growth Cycle: Evergreen

Plant Habit: Clumping, arching

Height (at Maturity): 6-10 ft.

Width (at Maturity): 5-10 ft.

FLOWER CHARACTERISTICS

Color: Silvery creamy-white

Season: Late Summer-Fall

Shape: Plume-shaped

Notes: Pyramidal to oblong panicles 18-36" on long stems up to 10 ft. tall.

LEAF CHARACTERISTICS

Color: Mid-green



Shape: Narrowly linear

Texture: Rough, sharp edges

SPECIAL NOTES

This plant can become weedy or invasive according to the USDA.

***Pennisetum orientale* 'Karley Rose'**



NOMENCLATURE

Botanical Name: *Pennisetum orientale* 'Karley Rose'
Common Name: Chinese Fountain Grass

DESCRIPTION

'Karley Rose' is a warm-season grass with a more upright form than the species, and glossy, dark green leaves. The deep pink flower plumes appear from spring through fall. In the fall, the flowers and foliage fade to a light brown and straw color.

CULTURAL INFORMATION

Light Exposure: Sun or Partial Shade
Water Requirements: Rarely to Moderate
Sunset Zone: 3-10, 14-24
USDA Zone: 0 to 5 F (Z7a)
Soil Requirements: Needs fast drainage

PLANT ANATOMY

Foliage Growth Cycle: Dormancy period
Plant Habit: Upright, mounding clumps
Height (at Maturity): 3-4 ft.
Width (at Maturity): 2 - 2-1/2 ft.

FLOWER CHARACTERISTICS

Color: Deep pink
Season: Spring-Fall



LEAF CHARACTERISTICS

Color: Dark green
Texture: Glossy

SPECIAL NOTES

Prune plants back to about six inches in early spring.

Stipa gigantea



NOMENCLATURE

Botanical Name: *Stipa gigantea*

Common Name: Giant Feather Grass

DESCRIPTION

Giant Feather Grass is the largest and most spectacular of the stipa species. Elegant and stately with open, airy sheaves of golden spikelets held high above the foliage on tall sturdy stems that create a cloud-like appearance. The dense mound of finely textured, arching green leaves is evergreen in mild climates.

CULTURAL INFORMATION

Light Exposure: Sun

Water Requirements: Rarely to Moderate

Sunset Zone: 4-9, 14-24

USDA Zone: 0 to 5 F (27a)

PLANT ANATOMY

Foliage Growth Cycle: Semi-deciduous

Plant Habit: Mounding

Height (at Maturity): 2-3 ft.

Width (at Maturity): 3-4 ft.

FLOWER CHARACTERISTICS

Color: Golden

Season: Summer

Shape: Panicle

Length: 5"

Notes: Flower stems 6-8 ft. tall.

LEAF CHARACTERISTICS

Color: Green

Shape: Linear with inrolled edges

Width: 1/8"

Length: 24"